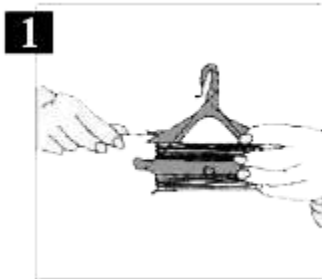


# Hydro-Gardens

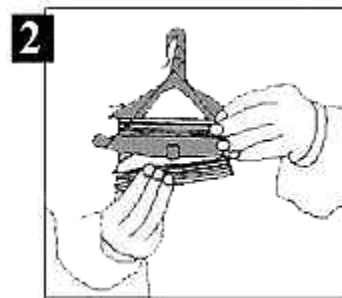
(719) 495-2266

---

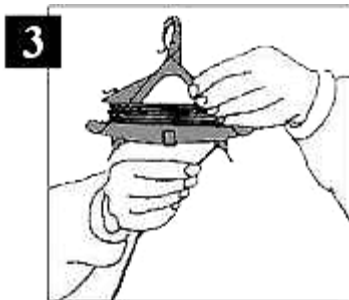
## Tomato Holder (5E250) Installation Instructions



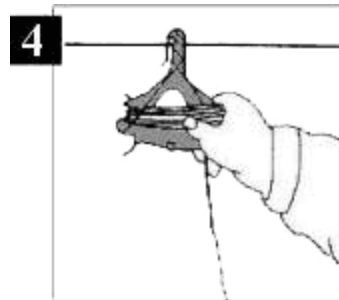
1 Release the string edge from its holder.



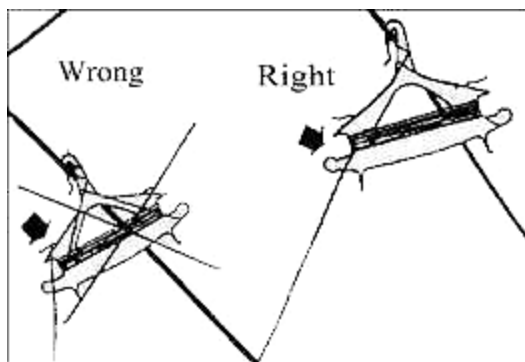
2 Release the first 10ft (3m) by pulling off the lower reel.



3 Insert the upper parts of the released string to the "slit".



4 Hang the hook on the wire. When the plant's weight reaches approximately 1kg. the string will be released from the "slit".



Hydro-Gardens  
PO Box 25845  
Colorado Springs, CO. 80936-5845  
888-693-0578  
hgi@hydro-gardens.com  
www.hydro-gardens.com